


KITCHEN STORAGE


PULL OUT PANTRY UNITS


SIGE PULL OUT PANTRY BASKET

- Basket to suit Pull Out Pantry unit
- Solid White Melamine Base
- High Quality Chrome Plating
- Available to suit 300mm, 400mm and 500mm Pantry Widths
- Made In Italy

CODE 1		W	D	H	QTY
191530	300	230	440	120	5
191540	400	330	440	120	5
191550	500	430	440	120	5

ADDITIONAL BASKETS

CODE		W	D	H	QTY
191530-1	300	230	440	120	1
191540-1	400	330	440	120	1
191550-1	500	430	440	120	1



TO COMPLETE THIS SET YOU MUST PURCHASE:


- 1 X **1** (SET OF 5)
- 1 X **2** (ONE FRAME)
- 1 X **3** (SET)




* Technical information page 213

SIGE PULL OUT PANTRY FRAME


- Pantry Frame to suit Pull Out Pantry
- Height Adjustable
- Made In Italy

CODE 2		W	D	H
191407	300		500	1880-2180
	400		500	1880-2180
	500		500	1880-2180
191406	300		500	1615-1915
	400		500	1615-1915
	500		500	1615-1915



SIGE PULL OUT PANTRY SLIDE KIT

- Full Extension Soft Close Slides
- 120kg Load Capacity
- Includes Door Brackets
- To suit 300mm, 400mm and 500mm Pantry Widths
- Made In Italy

CODE 3		W	D
191430	300	250	500
191440	400	350	500
191450	500	450	500





* Technical information page 212



SIGE TANDEM PULL OUT

- Pull Out Tandem Dispenser
- Soft Opening and Soft Closing
- 6 Internal Baskets with 6 Door Mounted Baskets
- Internal Frame moves forward through door opening action
- 50kg Load Capacity
- Solid White Melamine Base
- High Quality Chrome Plating
- 1800mm High
- Reverseable
- Suit 450mm or 600mm external cabinet width.
- Made In Italy

CODE		W	D	H
191414	450	410	470	1800
191415	600	560	470	1800

KITCHEN STORAGE PULL OUT PANTRY UNITS

SIGE SIDE MOUNT PULL OUT – 2 BASKET



NOTES

- Side Mount Pull Out Organiser
- 2 Basket
- Grass Full Extension 40kg Soft Close Drawer Slides
- Solid White Melamine Base
- High Quality Chrome Plating
- Suit 150mm external cabinet width
- Door Mounted
- Left side mounting
- Made In Italy

CODE		W	D	H
191401	150	110	500	520



*Bottle Rack not included



* Technical information page 212



NOTES

- Bottom Mount Pull Out Organiser
- 2 Basket
- Grass Full Extension 40kg Soft Close Drawer Slides
- Solid White Melamine Base
- High Quality Chrome Plating
- Suit 300mm or 450mm external cabinet width
- Door Mounted
- Made In Italy

CODE		W	D	H
191418	300	260-268	500	520
191419	450	410-418	500	520



*Bottle Rack not included




* Technical information page 212

PULL OUT CABINET UNITS

SIGE PULL OUT SHELF / BASKET

- Pull Out Shelf
- Grass Full Extension 40kg Soft Close Drawer Slides
- Solid White Melamine Base
- High Quality Chrome Plating
- Suit 450mm or 600mm external cabinet width.
- Made In Italy

CODE		W	D	H
191404	450	410-418	500	160
191405	600	560-568	500	160



* Technical information page 212

CORNER UNITS

SIGE PULL OUT SWING CORNER UNIT

- Pull Out Storage for Corner Cabinets
- Soft Opening and Soft Closing
- 20kg Load Capacity per shelf
- Solid White Melamine Base
- 2 Storage Shelves
- High Quality Chrome Plating
- Available to suit Left or Right Hand Opening
- To suit 900mm External Cabinet Width
- Made In Italy




CODE		W	D	H
191410 (left)	900	450	500	650/750
191411 (right)				



Image shows Right Opening Unit

* Technical information page from 175

SIGE PULL OUT CORNER UNIT

- Pull Out Storage for Corner Cabinets
- Soft Opening and Soft Closing
- 2 Internal Baskets with 2 Door Mounted Baskets
- Internal Frame moves forward through door opening action.
- 35kg Load Capacity (15kg front + 20kg back)
- Solid White Melamine Base
- High Quality Chrome Plating
- Available to suit Left or Right Hand Opening
- To suit 900mm External Cabinet Width
- Made In Italy


CODE		W	D	H
191408 (left)	Min.	860	500	600
191409 (right)	900			



Image shows Right Opening Unit


* Technical information page from 175



SIGE 3/4 ROUND CORNER CAROUSEL

NOTES

- 3/4 Round Carousel for Corner Cabinets
- 2 Rotating Shelves
- 20kg Load Capacity per shelf
- Solid White Melamine Base
- High Quality Chrome Plating
- To suit 900mm x 900mm External Corner Cabinet Width
- Made In Italy

CODE		R
191416	900x900	810



SIGE HALF MOON CORNER CAROUSEL

NOTES

- Half Moon Carousel for Corner Cabinets
- 2 Individually Rotating Shelves
- 15kg Load Capacity
- Solid White Melamine Base
- High Quality Chrome Plating
- To suit 800mm External Cabinet Width
- Made In Italy

CODE	W	D	H
191417	760	390	510





SIGE PULL OUT WASTE TO SUIT 300MM CABINET

NOTES

- Door Mount
- 1 x 35L bucket
- Min Internal Cabinet Width 268mm
- Min Internal Cabinet Height 560mm
- Min Internal Cabinet Depth 505mm
- Concealed 40kg Full Extension Grass Soft Close Slides
- Handles integrated into bin side for ease of extraction
- Adjustable door mount brackets
- Includes removeable bin cover
- Made In Italy

CODE		W	D	H	LT
191301	300	260-268	505	560	35



SIGE PULL OUT WASTE TO SUIT 400MM CABINET

NOTES

- Door Mount
- 1 x 35L bucket
- Min Internal Cabinet Width 368mm
- Min Internal Cabinet Height 560mm
- Min Internal Cabinet Depth 505mm
- Concealed 40kg Full Extension Grass Soft Close Slides
- Handles integrated into bin side for ease of extraction
- Adjustable door mount brackets
- Includes removeable bin cover
- Made In Italy

CODE		W	D	H	LT
191303	400	360-368	505	560	35




KITCHEN STORAGE

WASTE SOLUTIONS

SIGE PULL OUT WASTEBIN TO SUIT 450MM CABINET

- Door Mount
- 2 x 35L buckets (Total 70L)
- Min Internal Cabinet Width 418mm
- Min Internal Cabinet Height 560mm
- Min Internal Cabinet Depth 505mm
- Concealed 40kg Full Extension Grass Soft Close Slides
- Handles integrated into bin side for ease of extraction
- Adjustable door mount brackets
- Includes removeable bin cover
- Made In Italy

CODE		W	D	H	LT
191305	450	410-418	505	560	70



**BEST
SELLER**

SIGE PULL OUT WASTEBIN TO SUIT 500MM CABINET

- Door Mount
- 2 x 35L buckets (Total 70L)
- Min Internal Cabinet Width 468mm
- Min Internal Cabinet Height 560mm
- Min Internal Cabinet Depth 505mm
- Concealed 40kg Full Extension Grass Soft Close Slides
- Handles integrated into bin side for ease of extraction
- Adjustable door mount brackets
- Includes removeable bin cover
- Made In Italy

CODE		W	D	H	LT
191307	500	460-468	505	560	70






SIGE PULL OUT WASTEBIN TO SUIT 600MM CABINET

NOTES

- Door Mount
- 2 x 35L and 2 X 7.5L buckets (Total 85L)
- Min Internal Cabinet Width 568mm
- Min Internal Cabinet Height 560mm
- Min Internal Cabinet Depth 505mm
- Concealed 40kg Full Extension Grass Soft Close Slides
- Handles integrated into bin side for ease of extraction
- Adjustable door mount brackets
- Includes removeable bin cover
- Made In Italy

CODE		W	D	H	LT
191309	600	560-568	505	560	85




KITCHEN STORAGE

CUTLERY INSERTS

MOULDED CUTLERY INSERTS

- Constructed in durable hi-impact styrene
- Side flanges for easy trimming to suit large drawers
- 767202 has large deeper compartments and is suited to cabinets up to 600mm

CODES	DEPTH (MM)	WIDTH (MM)	HEIGHT (MM)
767201	346-435	306-450	55
767202	373-483	482-532	55



767201



767202

LAUNDRY HAMPER

SIGE LAUNDRY HAMPER

- Exclusive to Artia
- 1 x 53 litre Landry Hamper
- Side Mounted Slides
- Soft Close Full Extension Grass Slides
- Air Vents
- Solid Base to prevent drips
- Molded Lip around bin for easy removal
- Pitch & Height Adjustment in door bracket
- Quality polypropylene bucket
- Load capacity 40kg
- White
- Made in Italy

CODE	W	D	H
191505	450	410-418	505



**EXCLUSIVE
TO ARTIA**

* Technical information page from 175

**THE ONLY SIGE RANGE TO
FEATURE G*GRASS® SLIDES**